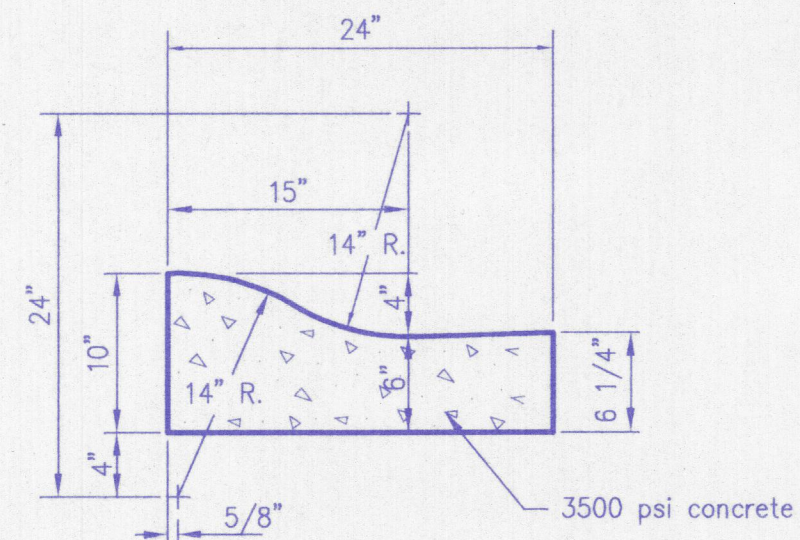


Residential Cul-De Sac (More than 10 Lots)

Scale: 1"=20'

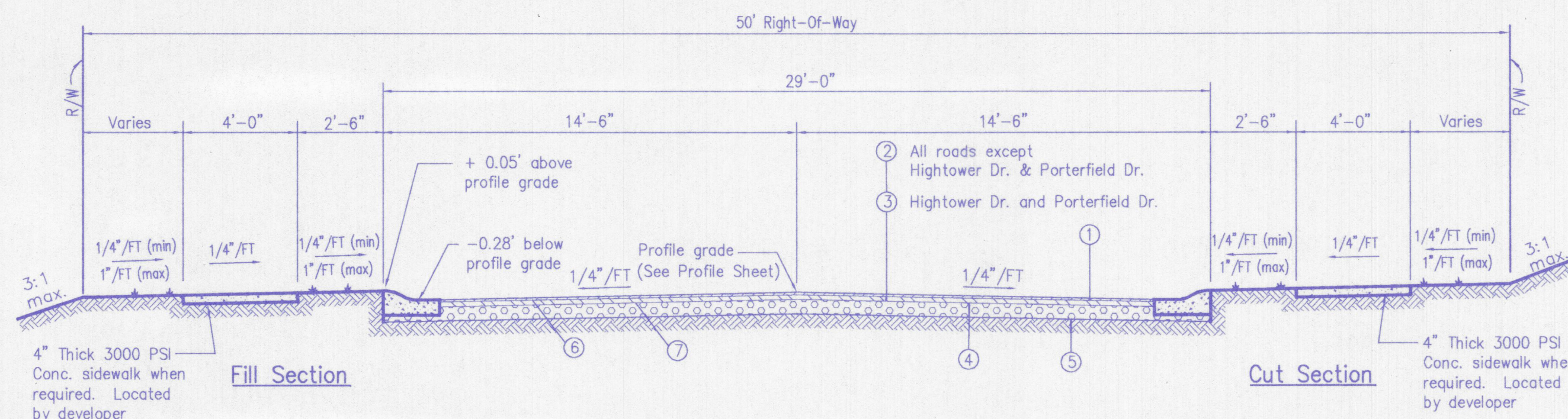


Notes:

- 1/2" preformed expansion joint material at all P.C. & P.T. of curb radius.
- Tooled contraction joints at 10'-0" centers. Contraction joints to be minimum 2" deep & 1/8" to 1/4" wide.

Concrete Roll Curb and Gutter

Scale: 1"=1'-0"



Fill Section

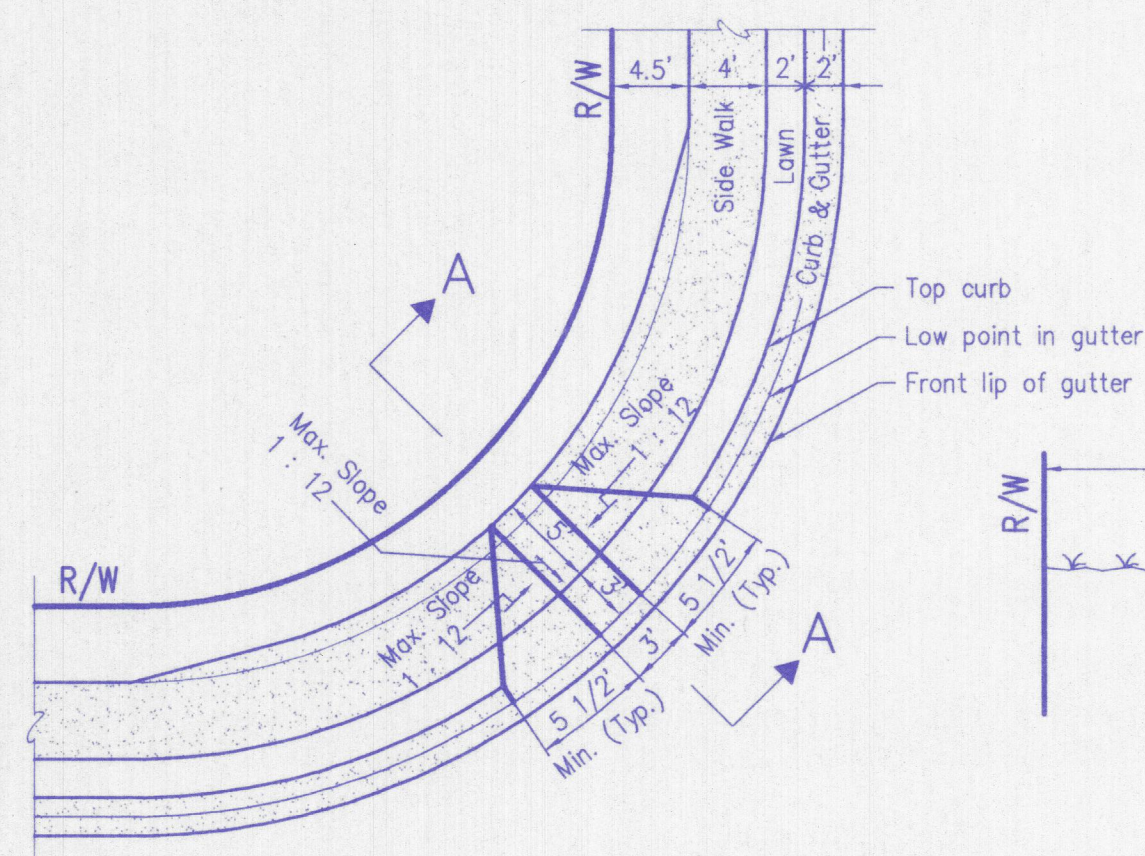
Cut Section

29' Residential Bituminous Pavement Section with Concrete Roll Curb and Gutter

Scale: 1/4" = 1'-0"

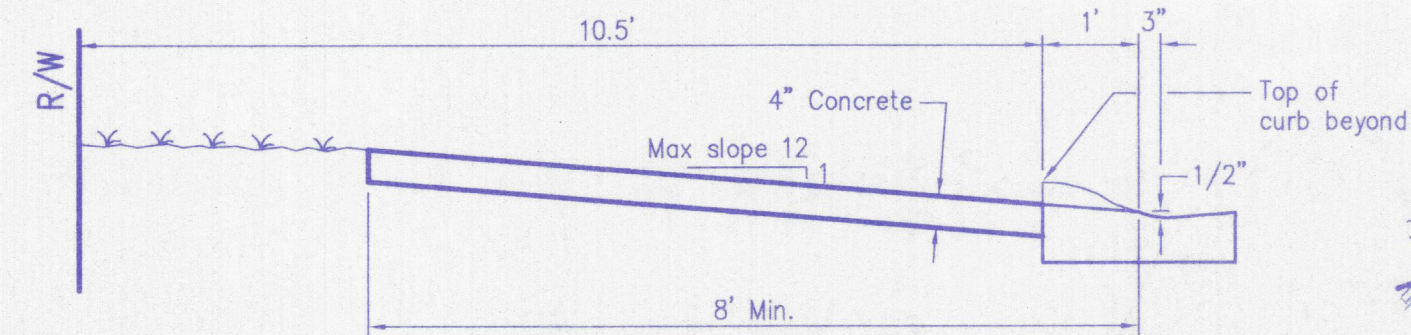
Pavement Legend

- 1" of #11 HAC surface (LV)
- 2" of #9 HAC binder (LV)
- 3" of #9 HAC binder (LV)
- 6" of #53 "0" compacted aggregate (2 lifts to 95% standard proctor, ASTM D698)
- Compacted subgrade - top 8" (compacted to 95% standard proctor, ASTM D698)
- AE-T applied at a rate of 0.03 to 0.08 gallons per sq. yd. (if required)
- AE-P applied at a rate of 0.25 to 0.80 gallons per sq. yd.



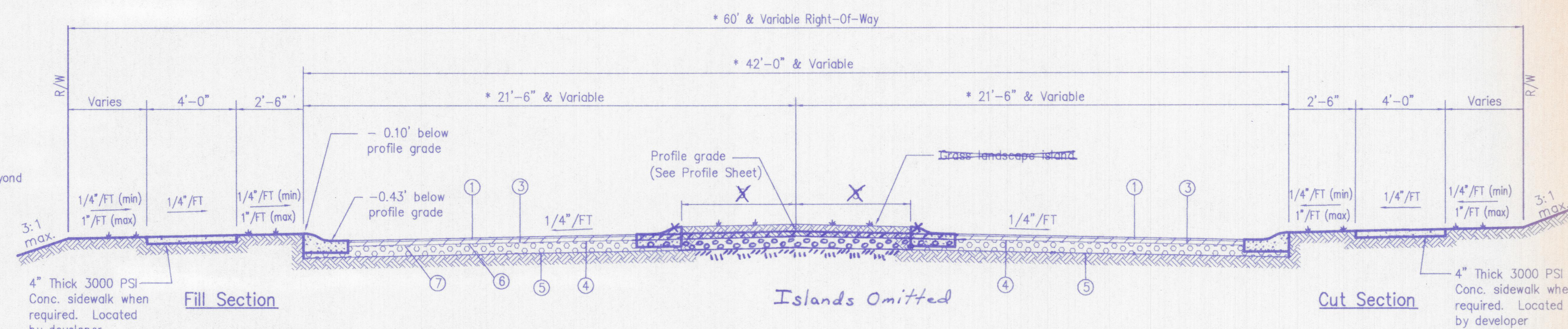
ADA Ramp at Street Intersections

Scale: 1"=10'



Section A-A

Scale: 1" = 2'

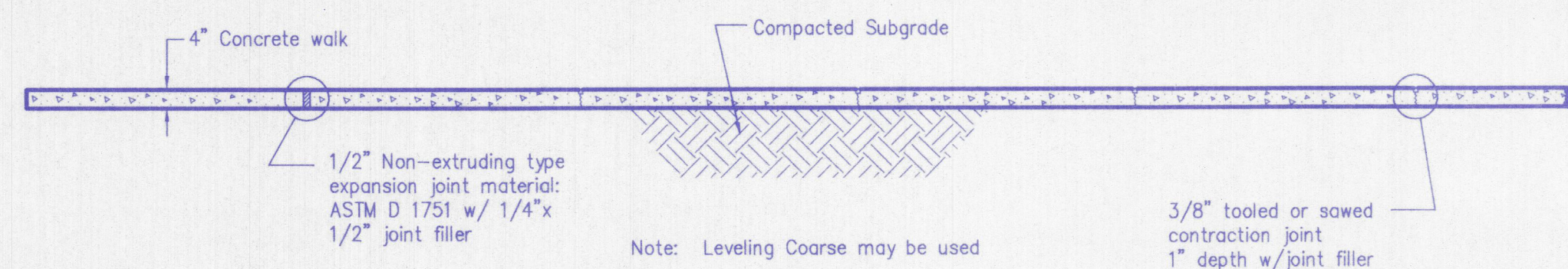


Fill Section

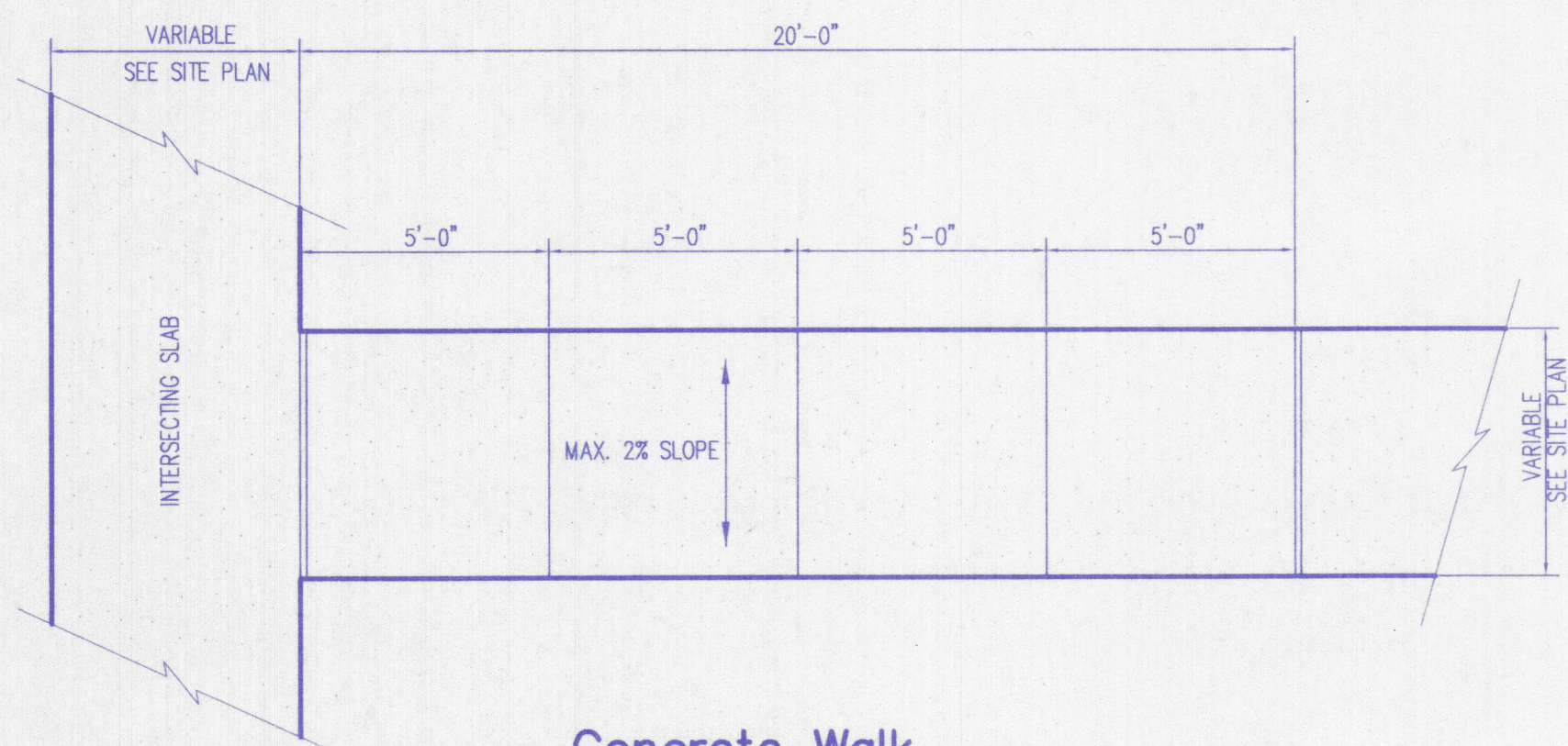
Cut Section

42' Residential Bituminous Pavement Section with Concrete Roll Curb and Gutter (Porterfield Dr.: STA 30+50.04 to 33+04.08 and 39+57.48 to 42+10.89)

Scale: 1/4" = 1'-0"

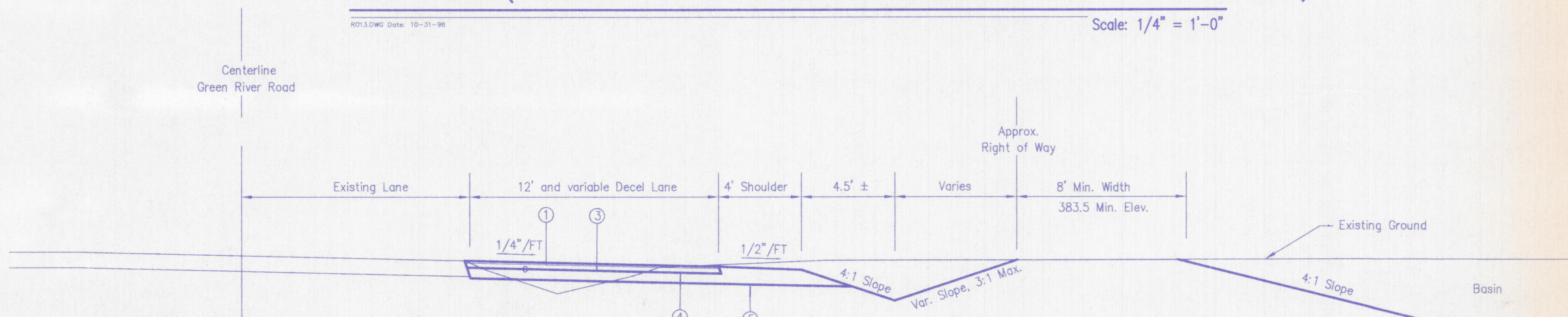


Section



Concrete Walk

Scale: No Scale



Green River Road Deceleration Lane

No Scale

RECORD DRAWING


General Notes:

- Contractor shall comply with all local, state and federal codes, ordinances, rules, regulations, orders and other legal requirements of municipal authorities which bear on the performance of the work.
- Material specifications shall be in conformance with applicable portions of the INDOT Standard specifications, (latest edition) unless specifically stated otherwise on these plans contract documents or local code. Areas exposed by excavation or stripping and on which subgrade preparations are to be performed shall be scarified to minimum depth of 8" and compacted to minimum of 95% of optimum density, in accordance with ASTM D 698 (or 92% of optimum density, in accordance with ASTM D 1557), at a moisture content of not less than 1% below and not more than 3% above the optimum moisture content.
- These areas shall then be proofrolled to detect any areas of insufficient compaction. Proofrolling shall be accomplished by making a minimum of two (2) complete passes with a fully-loaded tandem-axle dump truck, or approved equivalent in each of the two perpendicular directions under the supervision and direction of a field geotechnical engineer. Areas of failure shall be excavated and recompacted as stated above.
- Portland cement concrete pavement for sidewalk and driveways shall develop a 28 day compressive strength of 3500 psi.

Morley and Associates, Inc.
 Consulting Engineers/Surveyors/Architects
 600 S.E. 6th Street
 Evansville, Indiana 47713
 (812) 464-9585

All ideas, designs, calculations, and arrangements indicated on this drawing are owned by and the property of Morley and Associates, Inc. and were created for the use of and for the benefit of the client. No part of this drawing may be reproduced, stored in a retrieval system, or transmitted in any form, or by any means, electronic, mechanical, photocopying, recording, or by any information storage and retrieval system, without the written permission of Morley and Associates, Inc. While dimensions on these drawings shall have precedence over scale dimensions, Contractor shall verify and be responsible for all dimensions and conditions on the job and Morley and Associates, Inc. shall not be held responsible for any errors or omissions on these drawings. The drawings and conditions shown are those shown by these drawings.

No.	By	Date	Description



Project: Keystone Section VII
 Keystone Development, LLC.
 Sheet Title: Roadway Details

Scale: As Shown
Designed By: DWS
Job Number: 3998-4
Drawn By: GAM
Date: 9-19-00
Checked By: 3998rddtl.dwg
Sheet Number: C-13
of 18