

STORM SEWER STRUCTURE DATA TABLE

Notes: Storm Sewer Pipe May Be Concrete or Plastic
 Except Where Noted Otherwise in the Table Below

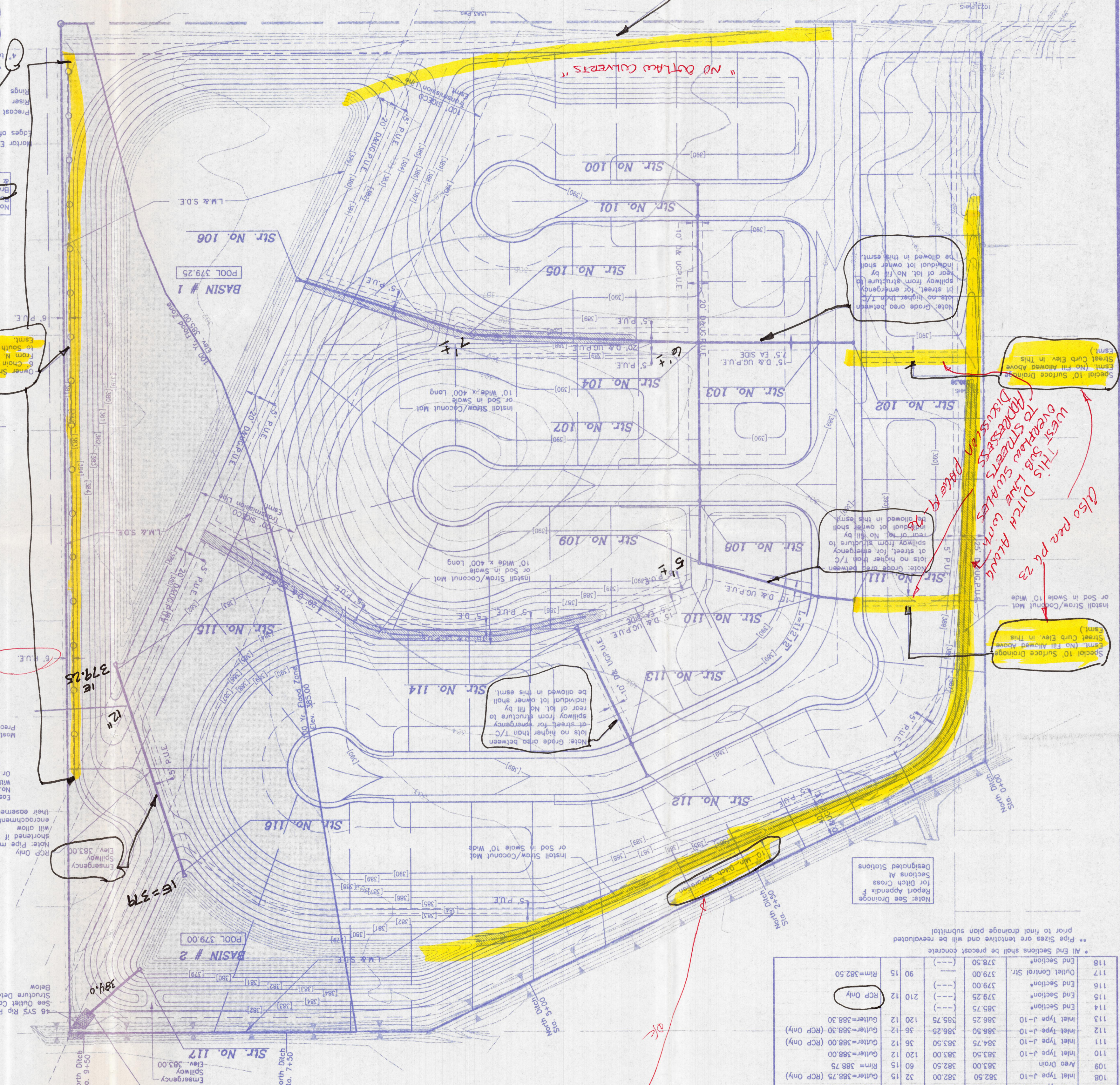
STR. NO.	STR. TYPE	UPST. I.C. DIST.	L.C. LENGTH	REMARKS
100	INT. TYPE 1-10	384.25	32	OUTLET=389.4 (RCP ONLY)
101	INT. TYPE 1-10	384.00	123	OUTLET=389.4 (RCP ONLY)
102	INT. TYPE 1-10	383.00	36	OUTLET=388.4 (RCP ONLY)
103	INT. TYPE 1-10	384.00	115	OUTLET=388.4 (RCP ONLY)
104	AVG. DRN.	381.00	224	RIM=387.00
105	AVG. DRN.	380.50	175	RIM=387.00
106	END SECTION*	379.00	(---)	
107	INT. TYPE 1-10	382.00	122	OUTLET=388.75
108	INT. TYPE 1-10	382.50	32	OUTLET=388.75 (RCP ONLY)
109	AVG. DRN.	382.00	60	RIM=388.75
110	INT. TYPE 1-10	383.00	120	OUTLET=388.00
111	INT. TYPE 1-10	383.50	36	OUTLET=388.00 (RCP ONLY)
112	INT. TYPE 1-10	386.25	36	OUTLET=388.30 (RCP ONLY)
113	INT. TYPE 1-10	385.75	120	OUTLET=388.30
114	END SECTION*	385.75	(---)	
115	END SECTION*	379.25	210	RCP ONLY
116	OUTLET CONTROL STR.	379.00	90	15
117	OUTLET CONTROL STR.	379.00	90	15
118	END SECTION*	378.50	(---)	

** Pipe Sizes are tentative and will be reevaluated prior to final drainage plan submittal.

* All End Sections shall be precast concrete.

Designated Stations

TYPICAL NORTH DITCH SECTION



GENERAL STORM SEWER SPECIFICATIONS

All Materials Used Shall Be In Accordance With The Vanderburgh County Drainage Ordinance Dated October 1994.

Storm Sewer Pipe may be plastic or concrete as approved by owner. Entering the manhole and cleaning obstructions of the individual lot owners, basin areas and controlling weeds, and maintaining the designated cover of the waterways, basin areas and as constructed, and free of oil, trash, debris, and obstructions to the flow of water. Keeping all parts of the storm water drainage system operating at all times as designed and as constructed, and free of oil, trash, debris, and obstructions to the flow of water. Keeping the manholes, catch basins, and bottom of ways and basins free of all obstructions. High density polyethylene (type S (HDPE)) pipe shall be manufactured in accordance with ASTM D2942. Pipe shall have minimum cell classification of D 374200 in accordance with ASTM D3350.


HDPE pipe shall possess male & female pipe ends which allow for the construction of overlapping, gasketed pipe joints in conformance with AASHTO M294. Reinforced concrete pipe shall be class III, IV, or V in accordance with ASTM C76 latest edition.

A minimum 8" wall thickness is required. Joints shall be provided with a gasket on the spigot for placement of a rubber gasket in accordance with ASTM C443.

All manholes and inlet boxes shall be constructed as shown. All manholes and inlet boxes shall be constructed as shown. All manholes and inlet boxes shall be constructed as shown. All manholes and inlet boxes shall be constructed as shown.

The exception to the above storm drainage maintenance is that those lakefront areas and lots which are within the Vanderburgh County Storm Drainage Maintenance District shall be the responsibility of the homeowner's association.

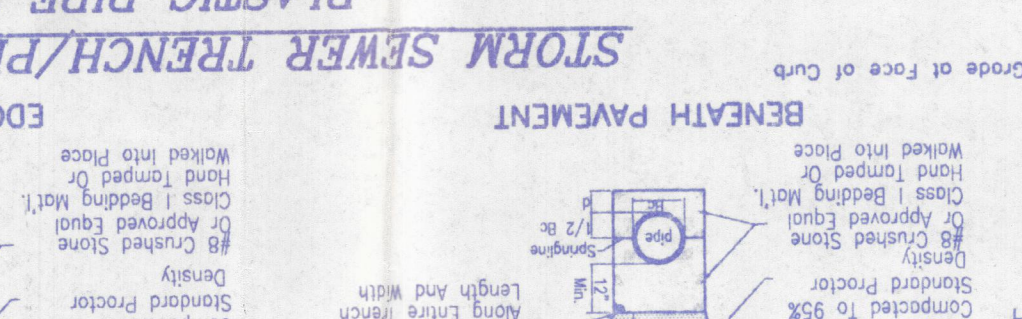
PRECAST OUTLET CONTROL STRUCTURE



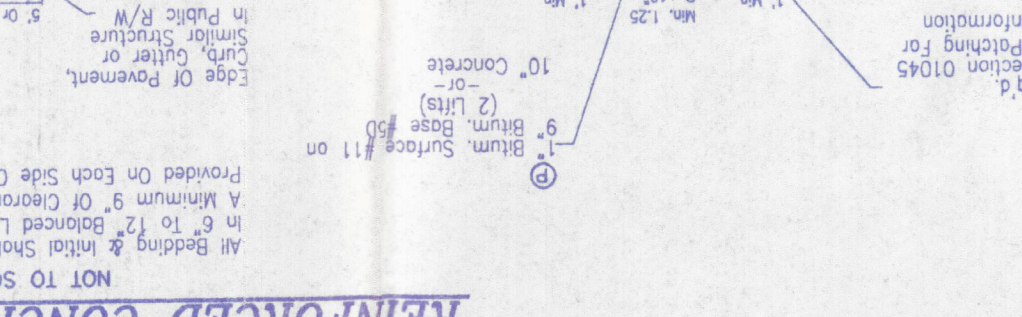
INLET CURB INLET 1-10



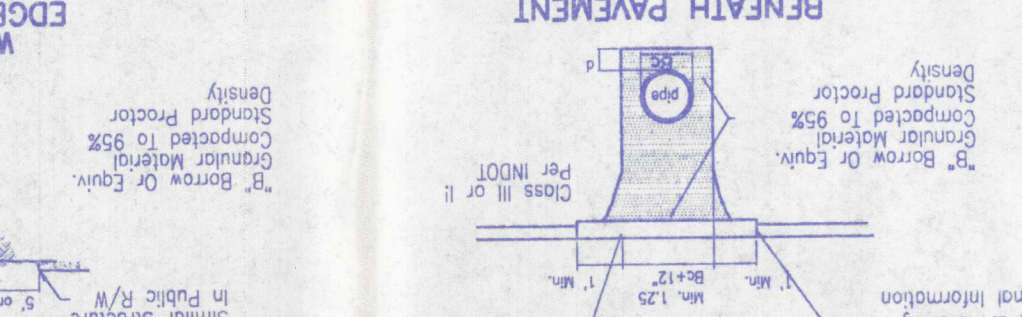
STORM SEWER TRENCH/PIPE BEDDING DETAIL FOR PLASTIC PIPE (PVC & HDPE)



STORM SEWER TRENCH/PIPE BEDDING DETAIL FOR REINFORCED CONCRETE PIPE (RCP)



STORM SEWER TRENCH/PIPE BEDDING DETAIL FOR PLASTIC PIPE (PVC & HDPE)



STORM SEWER TRENCH/PIPE BEDDING DETAIL FOR REINFORCED CONCRETE PIPE (RCP)



FINAL DRAINAGE PLAN

Planned by: **LOCHMUELLER & ASSOC., INC.**
 198-0288-0PC
 6/22/99

Project No.: **ASHTON PARK SUBDIVISION**

Date: **5/21/99**

Engineer: **JAMES A. FINN**
 No. 20434
 REGISTERED PROFESSIONAL ENGINEER
 STATE OF INDIANA

GENERAL NOTES

1. Erosion Control for Ditches - Slopes of 0% - 2% shall be mulched and seeded with forty-five (45) days of disturbance. Slopes of 2% - 8% shall be seeded or stabilized with five (5) days of disturbance and sod which must remain in place until final grading shall be mulched and seeded and sod have been established and/or erosion blankets in place within five (5) days of disturbance of sod which must remain in place until final grading and seeding.

2. Storm Drainage Maintenance. The Ashton Park Homeowners Association shall be responsible for the maintenance of the storm drainage system within the subdivision. The storm drainage system shall be maintained in accordance with the County Drainage Ordinance. The storm drainage system shall be maintained in accordance with the County Drainage Ordinance. The storm drainage system shall be maintained in accordance with the County Drainage Ordinance.

3. Storm Sewer Pipe may be plastic or concrete as approved by owner. Entering the manhole and cleaning obstructions of the individual lot owners, basin areas and controlling weeds, and maintaining the designated cover of the waterways, basin areas and as constructed, and free of oil, trash, debris, and obstructions to the flow of water. Keeping all parts of the storm water drainage system operating at all times as designed and as constructed, and free of oil, trash, debris, and obstructions to the flow of water. Keeping the manholes, catch basins, and bottom of ways and basins free of all obstructions. High density polyethylene (type S (HDPE)) pipe shall be manufactured in accordance with ASTM D2942. Pipe shall have minimum cell classification of D 374200 in accordance with ASTM D3350.

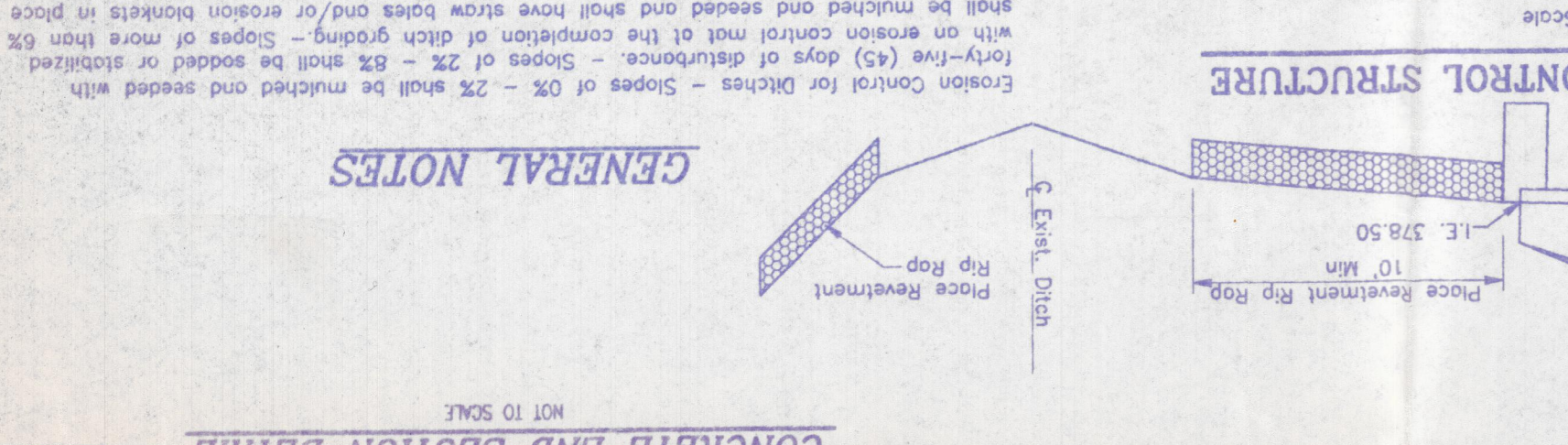
4. HDPE pipe shall possess male & female pipe ends which allow for the construction of overlapping, gasketed pipe joints in conformance with AASHTO M294. Reinforced concrete pipe shall be class III, IV, or V in accordance with ASTM C76 latest edition.

5. A minimum 8" wall thickness is required. Joints shall be provided with a gasket on the spigot for placement of a rubber gasket in accordance with ASTM C443.

6. All manholes and inlet boxes shall be constructed as shown. All manholes and inlet boxes shall be constructed as shown. All manholes and inlet boxes shall be constructed as shown. All manholes and inlet boxes shall be constructed as shown.


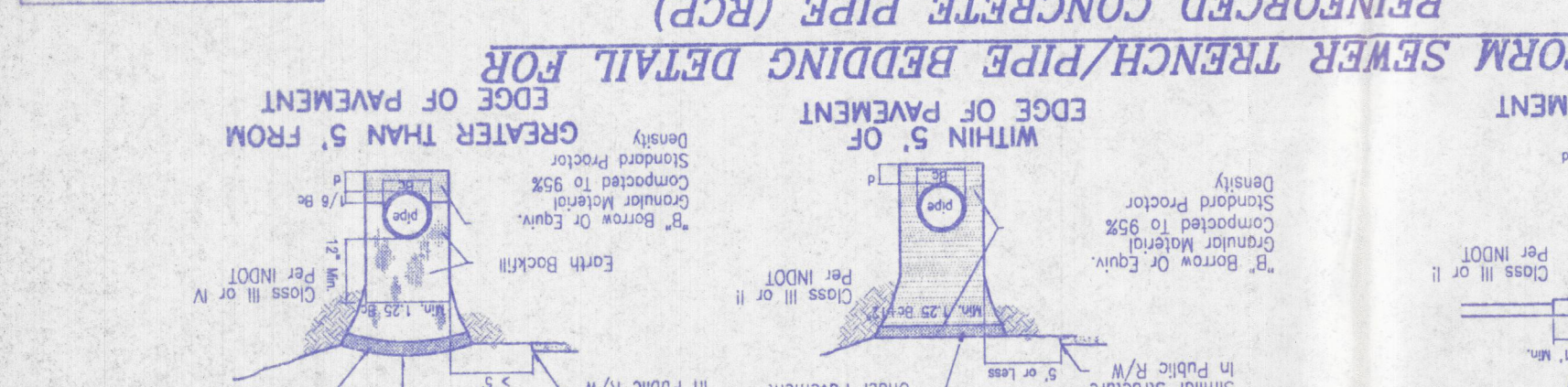
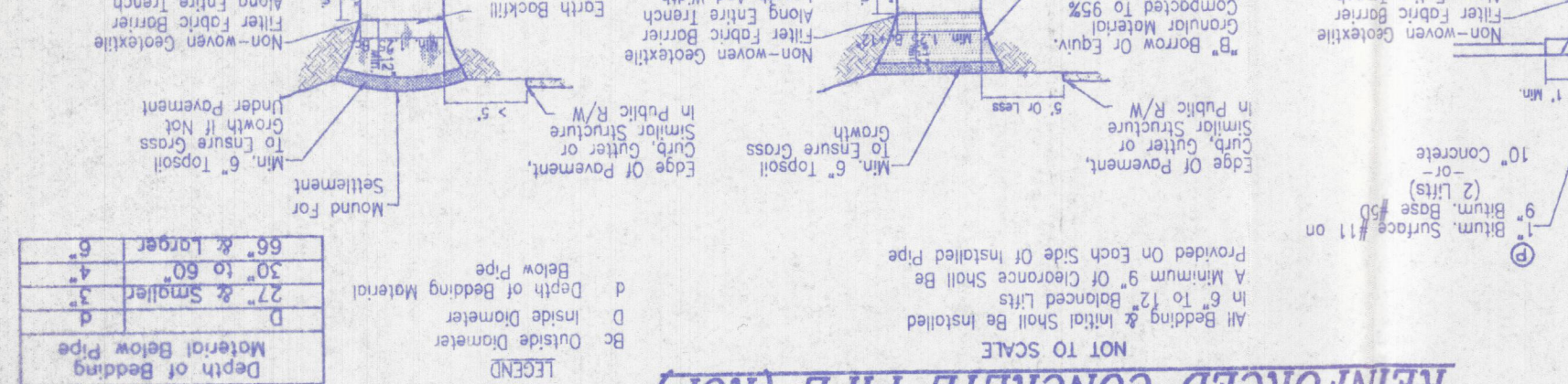

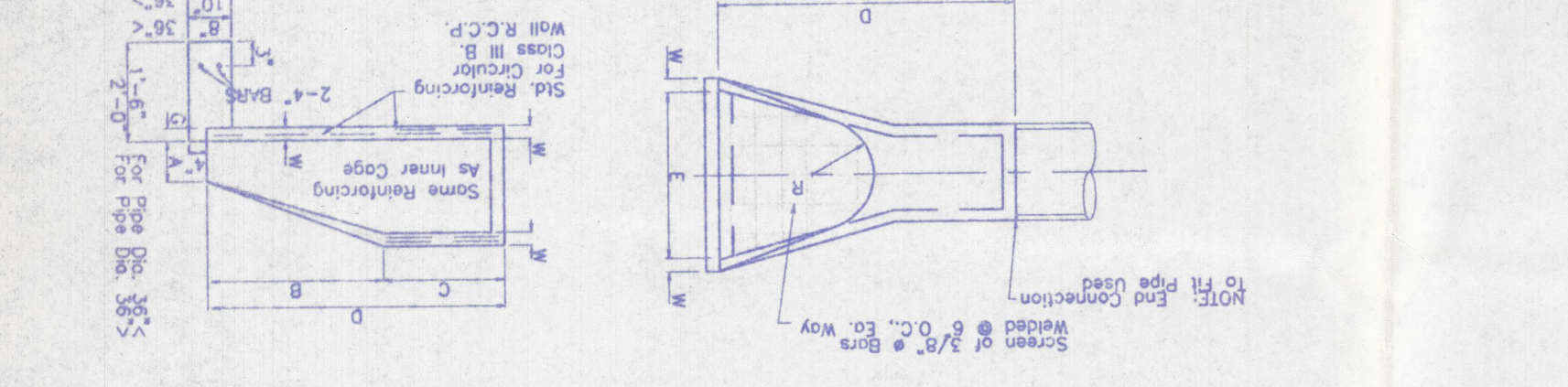
7. The exception to the above storm drainage maintenance is that those lakefront areas and lots which are within the Vanderburgh County Storm Drainage Maintenance District shall be the responsibility of the homeowner's association.

CONCRETE END SECTION DETAIL

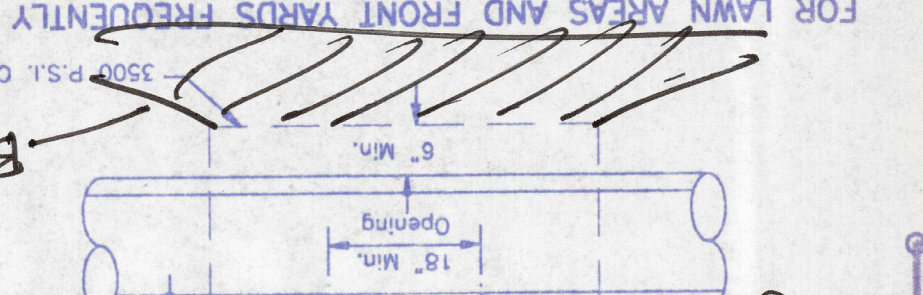


DIMENSIONS

W.C.T.	M.W.L.	A	B	C	D	E	F	G	H	I	J	K	L	M	N	O	P	Q	R	S	T	U	V	W	X	Y	Z
38	4100	3	1/2	1/2	1/2	1/2	1/2	1/2	1/2	1/2	1/2	1/2	1/2	1/2	1/2	1/2	1/2	1/2	1/2	1/2	1/2	1/2	1/2	1/2	1/2	1/2	1/2
39	4100	3	1/2	1/2	1/2	1/2	1/2	1/2	1/2	1/2	1/2	1/2	1/2	1/2	1/2	1/2	1/2	1/2	1/2	1/2	1/2	1/2	1/2	1/2	1/2	1/2	1/2
40	4100	3	1/2	1/2	1/2	1/2	1/2	1/2	1/2	1/2	1/2	1/2	1/2	1/2	1/2	1/2	1/2	1/2	1/2	1/2	1/2	1/2	1/2	1/2	1/2	1/2	1/2
41	4100	3	1/2	1/2	1/2	1/2	1/2	1/2	1/2	1/2	1/2	1/2	1/2	1/2	1/2	1/2	1/2	1/2	1/2	1/2	1/2	1/2	1/2	1/2	1/2	1/2	1/2
42	4100	3	1/2	1/2	1/2	1/2	1/2	1/2	1/2	1/2	1/2	1/2	1/2	1/2	1/2	1/2	1/2	1/2	1/2	1/2	1/2	1/2	1/2	1/2	1/2	1/2	1/2
43	4100	3	1/2	1/2	1/2	1/2	1/2	1/2	1/2	1/2	1/2	1/2	1/2	1/2	1/2	1/2	1/2	1/2	1/2	1/2	1/2	1/2	1/2	1/2	1/2	1/2	1/2
44	4100	3	1/2	1/2	1/2	1/2	1/2	1/2	1/2	1/2	1/2	1/2	1/2	1/2	1/2	1/2	1/2	1/2	1/2	1/2	1/2	1/2	1/2	1/2	1/2	1/2	1/2
45	4100	3	1/2	1/2	1/2	1/2	1/2	1/2	1/2	1/2	1/2	1/2	1/2	1/2	1/2	1/2	1/2	1/2	1/2	1/2	1/2	1/2	1/2	1/2	1/2	1/2	1/2
46	4100	3	1/2	1/2	1/2	1/2	1/2	1/2	1/2	1/2	1/2	1/2	1/2	1/2	1/2	1/2	1/2	1/2	1/2	1/2	1/2	1/2	1/2	1/2	1/2	1/2	1/2
47	4100	3	1/2	1/2	1/2	1/2	1/2	1/2	1/2	1/2	1/2	1/2	1/2	1/2	1/2	1/2	1/2	1/2	1/2	1/2	1/2	1/2	1/2	1/2	1/2	1/2	1/2
48	4100	3	1/2	1/2	1/2	1/2	1/2	1/2	1/2	1/2	1/2	1/2	1/2	1/2	1/2	1/2	1/2	1/2	1/2	1/2	1/2	1/2	1/2	1/2	1/2	1/2	1/2
49	4100	3	1/2	1/2	1/2	1/2	1/2	1/2	1/2	1/2	1/2	1/2	1/2	1/2	1/2	1/2	1/2	1/2	1/2	1/2	1/2	1/2	1/2	1/2	1/2	1/2	1/2
50	4100	3	1/2	1/2	1/2	1/2	1/2	1/2	1/2	1/2	1/2	1/2	1/2	1/2	1/2	1/2	1/2	1/2	1/2	1/2	1/2	1/2	1/2	1/2	1/2	1/2	1/2
51	4100	3	1/2	1/2	1/2	1/2	1/2	1/2	1/2	1/2	1/2	1/2	1/2	1/2	1/2	1/2	1/2	1/2	1/2	1/2	1/2	1/2	1/2	1/2	1/2	1/2	1/2
52	4100	3	1/2	1/2	1/2	1/2	1/2	1/2	1/2	1/2	1/2	1/2	1/2	1/2	1/2	1/2	1/2	1/2	1/2	1/2	1/2	1/2	1/2	1/2	1/2	1/2	1/2
53	4100	3	1/2	1/2	1/2	1/2	1/2	1/2	1/2	1/2	1/2	1/2	1/2	1/2	1/2	1/2	1/2	1/2	1/2	1/2	1/2	1/2	1/2	1/2	1/2	1/2	1/2
54	4100	3	1/2	1/2	1/2	1/2	1/2	1/2	1/2	1/2	1/2	1/2	1/2	1/2	1/2	1/2	1/2	1/2	1/2	1/2	1/2	1/2	1/2	1/2	1/2	1/2	1/2
55	4100	3	1/2	1/2	1/2	1/2	1/2	1/2	1/2	1/2	1/2	1/2	1/2	1/2	1/2	1/2	1/2	1/2	1/2	1/2	1/2	1/2	1/2	1/2	1/2	1/2	1/2
56	4100	3	1/2	1/2	1/2	1/2	1/2	1/2	1/2	1/2	1/2	1/2	1/2	1/2	1/2	1/2	1/2	1/2	1/2	1/2	1/2	1/2	1/2	1/2	1/2	1/2	1/2
57	4100	3	1/2	1/2	1/2	1/2	1/2	1/2	1/2	1/2	1/2	1/2	1/2	1/2	1/2	1/2	1/2	1/2	1/2	1/2	1/2	1/2	1/2	1/2	1/2	1/2	1/2
58	4100	3	1/2	1/2	1/2	1/2	1/2	1/2	1/2	1/2	1/2	1/2	1/2	1/2	1/2	1/2	1/2	1/2	1/2	1/2	1/2	1/2	1/2	1/2	1/2	1/2	1/2
59	4100	3	1/2	1/2	1/2	1/2	1/2	1/2	1/2	1/2	1/2	1/2	1/2	1/2	1/2	1/2	1/2	1/2	1/2	1/2	1/2	1/2	1/2	1/2	1/2	1/2	1/2
60	4100	3	1/2	1/2	1/2	1/2	1/2	1/2	1/2	1/2	1/2	1/2	1/2	1/2	1/2	1/2	1/2	1/2	1/2	1/2	1/2	1/2	1/2	1/2	1/2	1/2	1/2



FOR LAWN AREAS AND FRONT YARDS FREQUENTLY MAINTAINED




PER PG #22

"CUT" "SAWED"

"MOST COVER IN DOT OF MANHOLE"

"BEDDING"

Notes: For Pipes 30" or Larger, Pipe May Be Broken Into Sections With Access Holes. For Pipes 24" or Smaller, Pipe Must Start & Stop at Manhole. Reinforced concrete pipe shall be class III, IV, or V in accordance with ASTM C76 latest edition. AASHTO M294. HDPE pipe shall possess male & female pipe ends which allow for the construction of overlapping, gasketed pipe joints in conformance with AASHTO M294. Reinforced concrete pipe shall be class III, IV, or V in accordance with ASTM C76 latest edition. A minimum 8" wall thickness is required. Joints shall be provided with a gasket on the spigot for placement of a rubber gasket in accordance with ASTM C443. All manholes and inlet boxes shall be constructed as shown. All manholes and inlet boxes shall be constructed as shown. All manholes and inlet boxes shall be constructed as shown. All manholes and inlet boxes shall be constructed as shown.



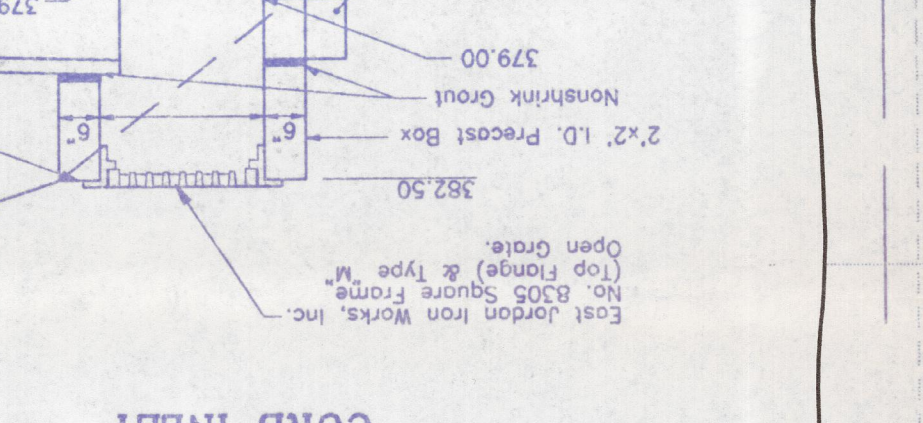
PER PG #22

"CUT" "SAWED"

"MOST COVER IN DOT OF MANHOLE"

"BEDDING"

Notes: For Pipes 30" or Larger, Pipe May Be Broken Into Sections With Access Holes. For Pipes 24" or Smaller, Pipe Must Start & Stop at Manhole. Reinforced concrete pipe shall be class III, IV, or V in accordance with ASTM C76 latest edition. AASHTO M294. HDPE pipe shall possess male & female pipe ends which allow for the construction of overlapping, gasketed pipe joints in conformance with AASHTO M294. Reinforced concrete pipe shall be class III, IV, or V in accordance with ASTM C76 latest edition. A minimum 8" wall thickness is required. Joints shall be provided with a gasket on the spigot for placement of a rubber gasket in accordance with ASTM C443. All manholes and inlet boxes shall be constructed as shown. All manholes and inlet boxes shall be constructed as shown. All manholes and inlet boxes shall be constructed as shown. All manholes and inlet boxes shall be constructed as shown.



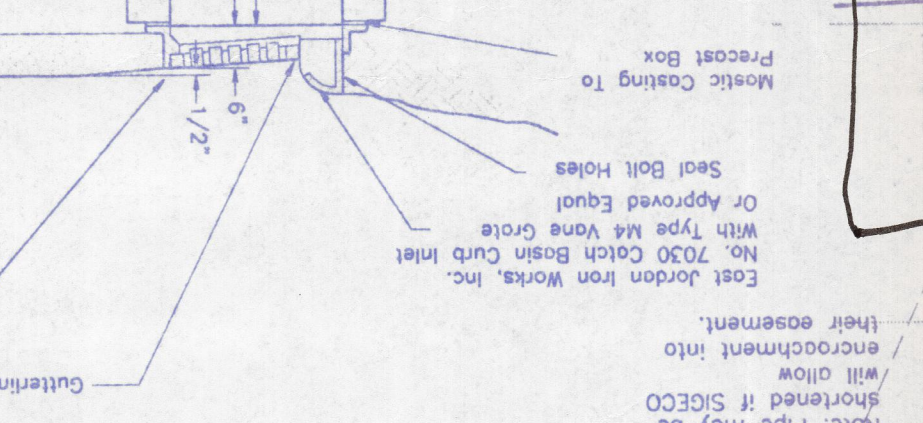
PER PG #22

"CUT" "SAWED"

"MOST COVER IN DOT OF MANHOLE"

"BEDDING"

Notes: For Pipes 30" or Larger, Pipe May Be Broken Into Sections With Access Holes. For Pipes 24" or Smaller, Pipe Must Start & Stop at Manhole. Reinforced concrete pipe shall be class III, IV, or V in accordance with ASTM C76 latest edition. AASHTO M294. HDPE pipe shall possess male & female pipe ends which allow for the construction of overlapping, gasketed pipe joints in conformance with AASHTO M294. Reinforced concrete pipe shall be class III, IV, or V in accordance with ASTM C76 latest edition. A minimum 8" wall thickness is required. Joints shall be provided with a gasket on the spigot for placement of a rubber gasket in accordance with ASTM C443. All manholes and inlet boxes shall be constructed as shown. All manholes and inlet boxes shall be constructed as shown. All manholes and inlet boxes shall be constructed as shown. All manholes and inlet boxes shall be constructed as shown.




PER PG #22

"CUT" "SAWED"

"MOST COVER IN DOT OF MANHOLE"

"BEDDING"

Notes: For Pipes 30" or Larger, Pipe May Be Broken Into Sections With Access Holes. For Pipes 24" or Smaller, Pipe Must Start & Stop at Manhole. Reinforced concrete pipe shall be class III, IV, or V in accordance with ASTM C76 latest edition. AASHTO M294. HDPE pipe shall possess male & female pipe ends which allow for the construction of overlapping, gasketed pipe joints in conformance with AASHTO M294. Reinforced concrete pipe shall be class III, IV, or V in accordance with ASTM C76 latest edition. A minimum 8" wall thickness is required. Joints shall be provided with a gasket on the spigot for placement of a rubber gasket in accordance with ASTM C443. All manholes and inlet boxes shall be constructed as shown. All manholes and inlet boxes shall be constructed as shown. All manholes and inlet boxes shall be constructed as shown. All manholes and inlet boxes shall be constructed as shown.



PER PG #22

"CUT" "SAWED"

"MOST COVER IN DOT OF MANHOLE"

"BEDDING"

Notes: For Pipes 30" or Larger, Pipe May Be Broken Into Sections With Access Holes. For Pipes 24" or Smaller, Pipe Must Start & Stop at Manhole. Reinforced concrete pipe shall be class III, IV, or V in accordance with ASTM C76 latest edition. AASHTO M294. HDPE pipe shall possess male & female pipe ends which allow for the construction of overlapping, gasketed pipe joints in conformance with AASHTO M294. Reinforced concrete pipe shall be class III, IV, or V in accordance with ASTM C76 latest edition. A minimum 8" wall thickness is required. Joints shall be provided with a gasket on the spigot for placement of a rubber gasket in accordance with ASTM C443. All manholes and inlet boxes shall be constructed as shown. All manholes and inlet boxes shall be constructed as shown. All manholes and inlet boxes shall be constructed as shown. All manholes and inlet boxes shall be constructed as shown.