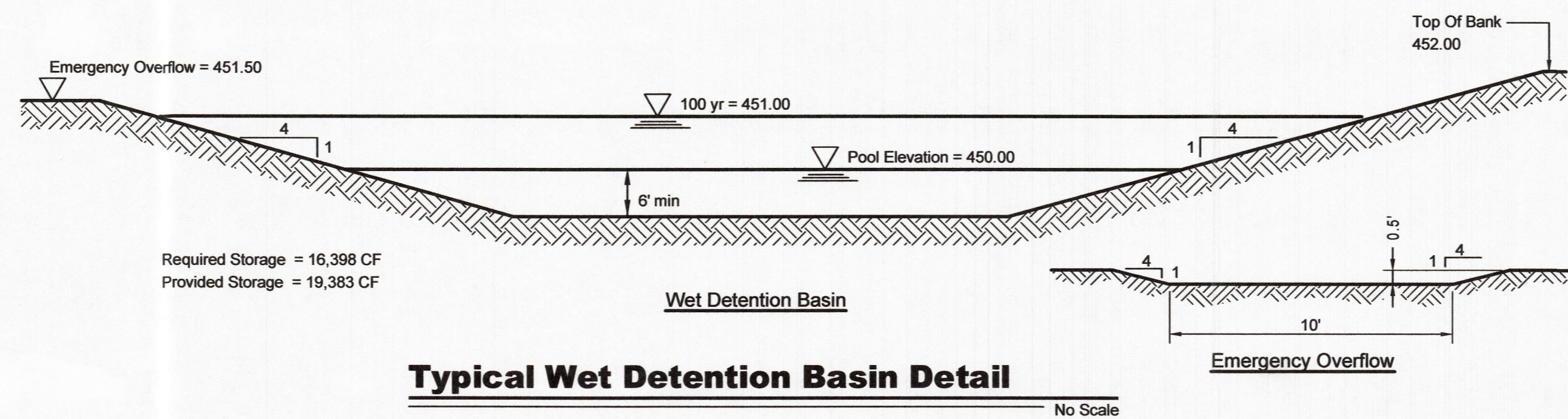


All ideas, designs, calculations, and arrangements indicated or represented by this drawing are owned by and are the property of Morley and Associates, Inc. and were created as instruments of service for use on and in connection with the specified project. Morley and Associates retains all common law, statutory law and other rights, including copyrights. No drawings or electronic files shall be reused for any purpose other than the project. They shall not be disclosed to or be used by any other person or firm without the written prior consent of Morley and Associates, Inc.

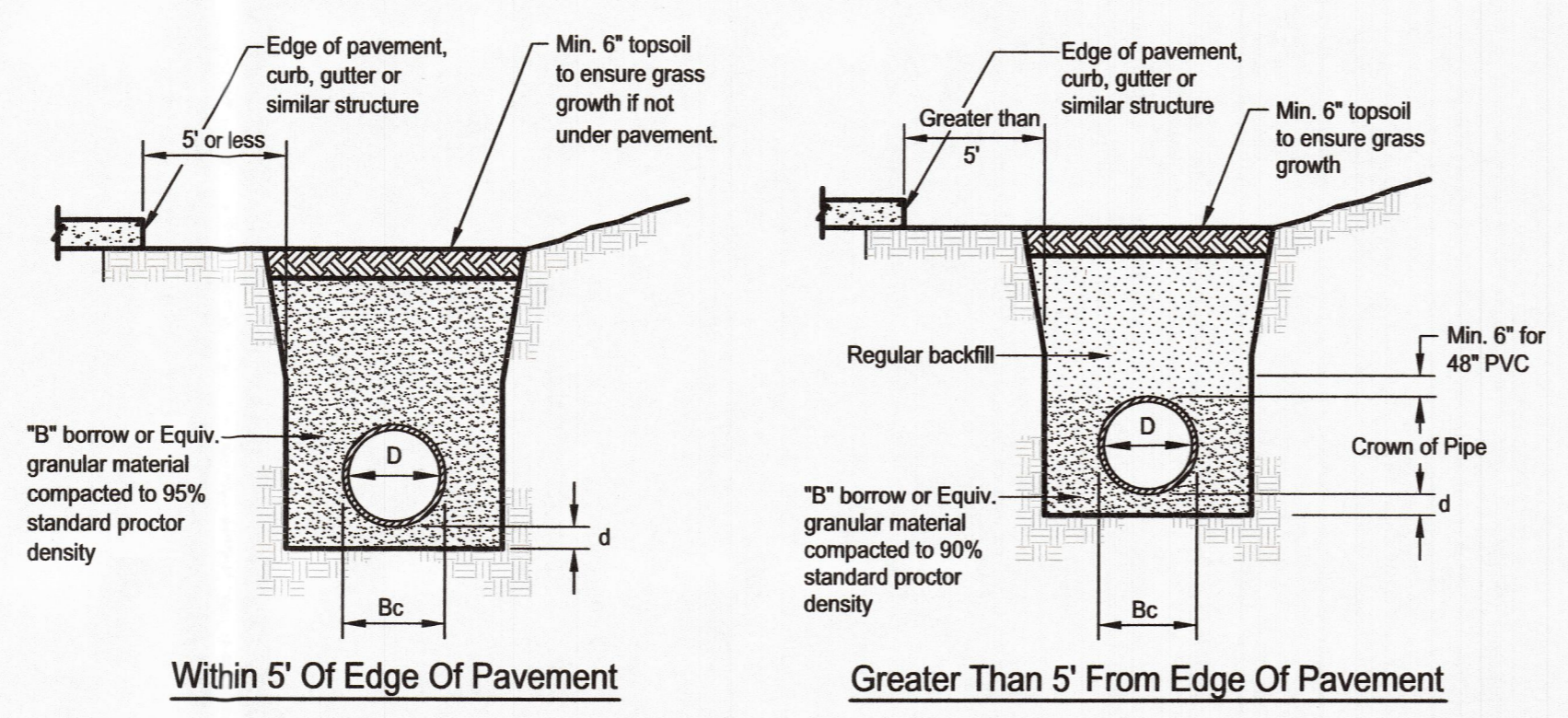
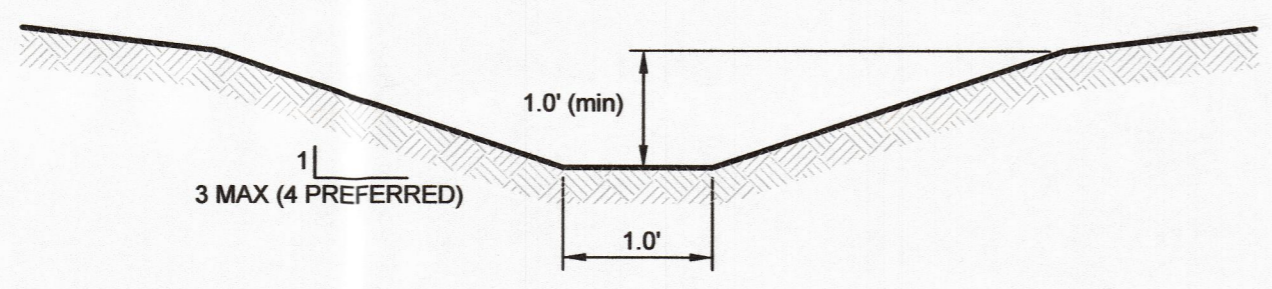
Written dimensions on these drawings shall have precedence over scale dimensions. Contractors shall verify and be responsible for all dimensions and conditions on the job and Morley and Associates, Inc. must be notified of any variations from the dimensions and conditions shown by these drawings.

If differences exist between electronic files and the signed and sealed hard copy drawings, the hard copy shall govern.

4800 Rosebud Ln., Newburgh, IN 47630  
812.464.9585 Phone 812.464.2514 Fax  
morleycorp.com



- Notes:**
- Channels with grades from 0.80% to 1% slopes shall be seeded and mulched
  - The bottoms of seeded, grass-lined channels with grades from 1% to 2% shall have erosion control blankets properly installed.
  - Channels with grades greater than 2% and up to 6% shall have bottoms lined in staked sod.
  - All channels with grades greater than 6% shall have bottoms lined with 6" rip-rap.
  - Side banks of grass-lined channels with a grade of 2% or greater shall be protected by erosion control blankets installed coincidental with seeding, and in accordance with manufacturer's recommendations.



**Minimum Trench Widths**

D	Min. Width
12"	31"
15"	35"
18"	43"
24"	56"
30"	66"
36"	78"
42"	84"
48"	91"
54"	97"
60"	103"

- Notes:**
- All bedding & initial backfill shall be installed in 6" to 8" balanced lifts
  - A minimum cover of 12" shall be provided from the top of pipe to the ground surface.
  - Installation shall be in accordance with the pipe manufacturer's minimum recommended standards and / or this detail, whichever is greater.
- Legend:**  
Bc = Outside Diameter  
D = Inside Diameter  
d = Depth of Bedding Material Below Pipe
- Depth of Bedding Material Below Pipe**
- | D         | (d) Min. |
|-----------|----------|
| 12" & 15" | 5"       |
| 18" & 24" | 6"       |
| 48"       | 6"       |

**Polyvinyl Chloride & High Density Polyethylene Pipe Trench**

No Scale

**APPROVED**  
OCT 25 2022  
VANDERBURGH COUNTY  
DRAINAGE BOARD

Midwest Contracting, Inc.  
for Family Bible Church

**Civil**  
**Drainage Details**

No.	By	Date

**Revisions**  
**Scale: 1" = 40'**

Designed By: AMC	Job Number: 08964.1.003-B
Drawn By: AMC	Date: 10/17/2022
Filename: 8964 Civil Base	
Sheet Number: <b>C503</b>	