
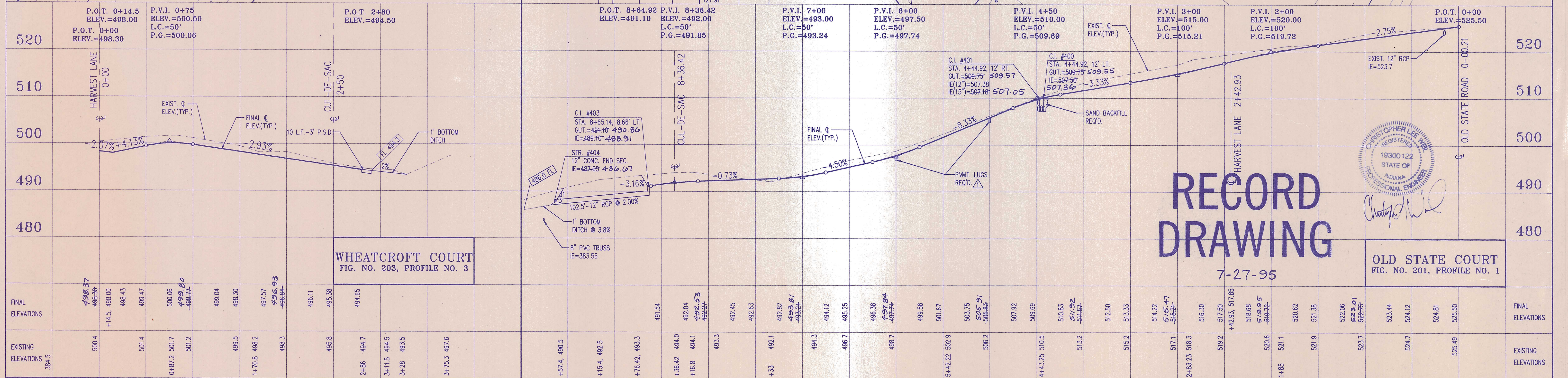



CURVE DATA

NO.	RADIUS	DELTA	LENGTH	CHORD	TANGENT
1	213.60'	26°20'56"	98.23'	N50°37'03"W 97.37'	50.00'
2	282.76'	20°03'20"	98.98'	N73°49'11"W 98.47'	50.00'
3	95.90'	83°39'35"	140.02'	N42°01'04"W 127.91'	85.83'



RECORD DRAWING
7-27-95

OLD STATE COURT
FIG. NO. 201, PROFILE NO. 1