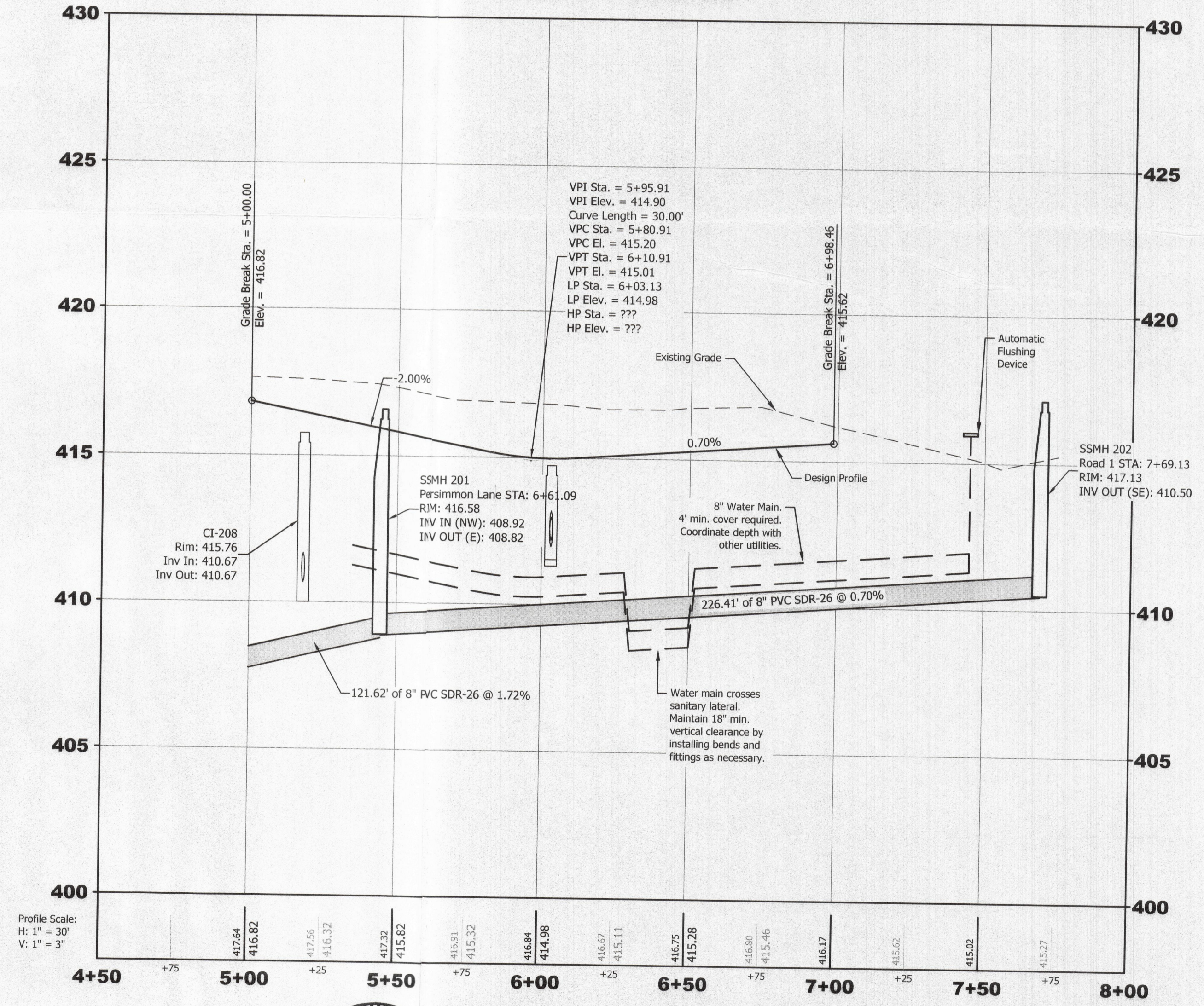



**Road 1 Profile**



Profile Scale:  
H: 1" = 30'  
V: 1" = 3"

Note:  
All pipe and structures within 5' of pavement to be granular backfill. Refer to detail sheets.




Revisions		
No.	By	Date

All ideas, designs, calculations, and arrangements indicated or represented by the drawing are owned by and are the property of Morley and Associates, Inc. and were created as instruments of service for use on and in connection with the specified project. Morley and Associates retains all common law, statutory law and other rights including copyrights. No drawings or electronic files shall be reused for any purpose other than the project. They shall not be disclosed to or be used by any other person or firm without the written prior consent of Morley and Associates, Inc.

Written dimensions on these drawings shall have precedence over scale dimensions. Contractors shall verify and be responsible for all dimensions and conditions on the job and Morley and Associates, Inc. must be notified of any variations from the dimensions and conditions shown by these drawings.

If differences exist between electronic files and the signed and sealed hard copy drawings, the hard copy shall govern.

4800 Rosebud Ln., Newburgh, IN 47630 812.464.9585 Phone 812.464.2514 Fax morleycorp.com



Project: Eleanor's Place	
Scale: 1" = 30'	Time: 10:00 AM Initials: AR
Designed By: JEM	Job Number: 11822.4.001-B
Drawn By: CRS	Date: 4.26.2022
Sheet Title: Plan and Profile Road 1 (STA 5+00 to END) Vanderburgh County, IN	
Sheet Number: 11822 Civil Base	
<b>C106</b>	

Received by the  
Vanderburgh County  
Surveyor's Office  
APR 26 2022