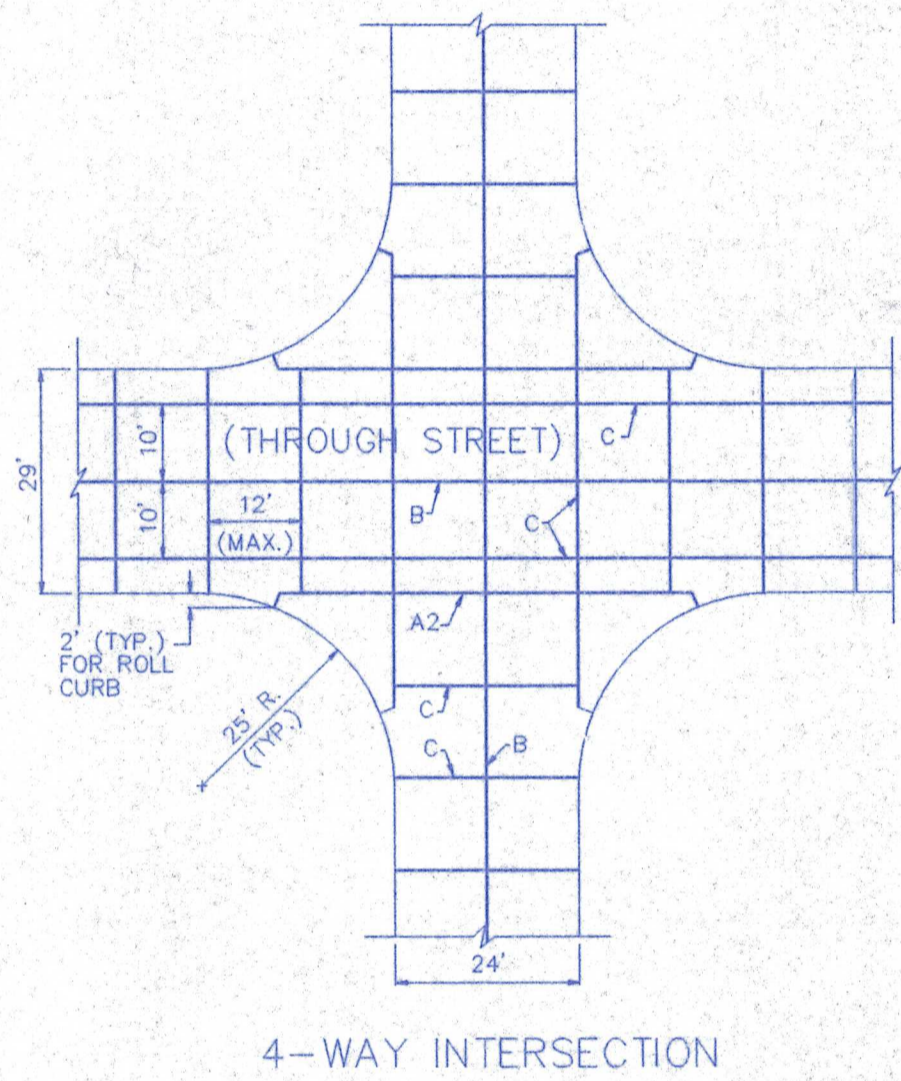
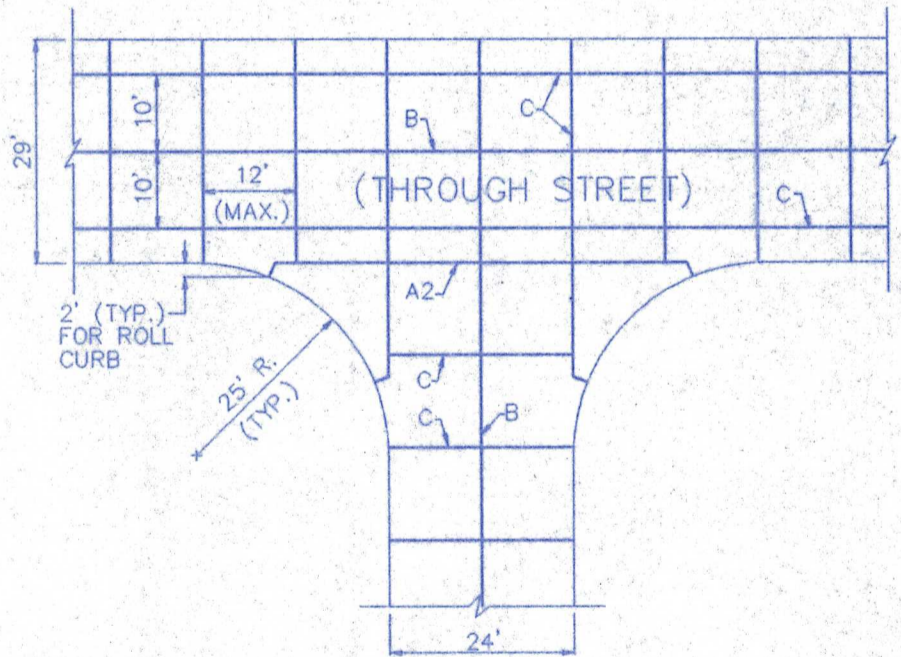


29' PAVEMENT SECTION
SCALE: 3/8"=1'-0"

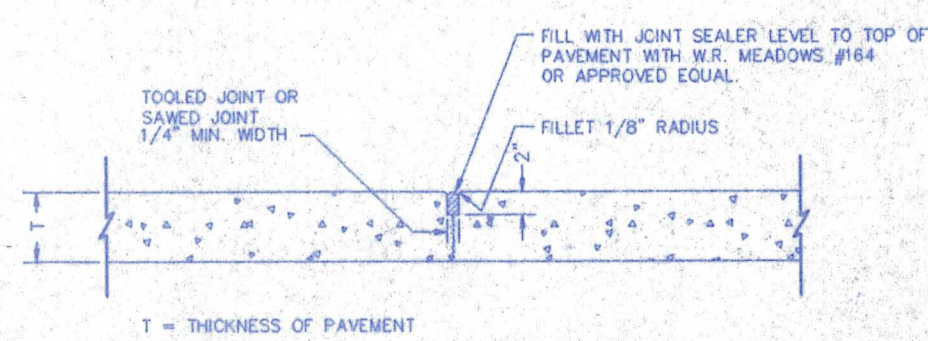


4-WAY INTERSECTION

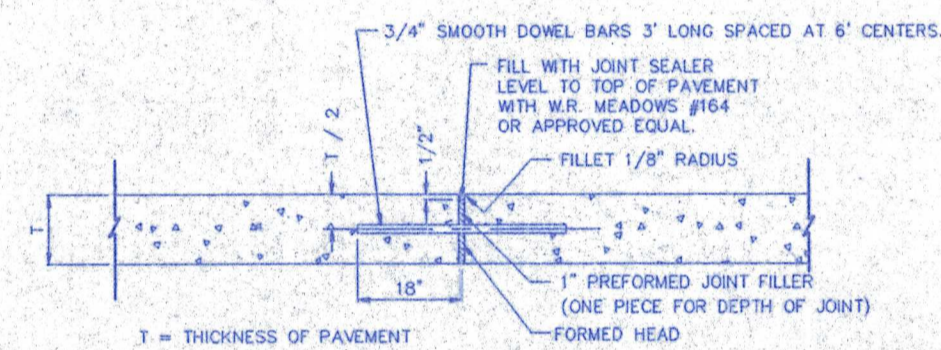


3-WAY INTERSECTION

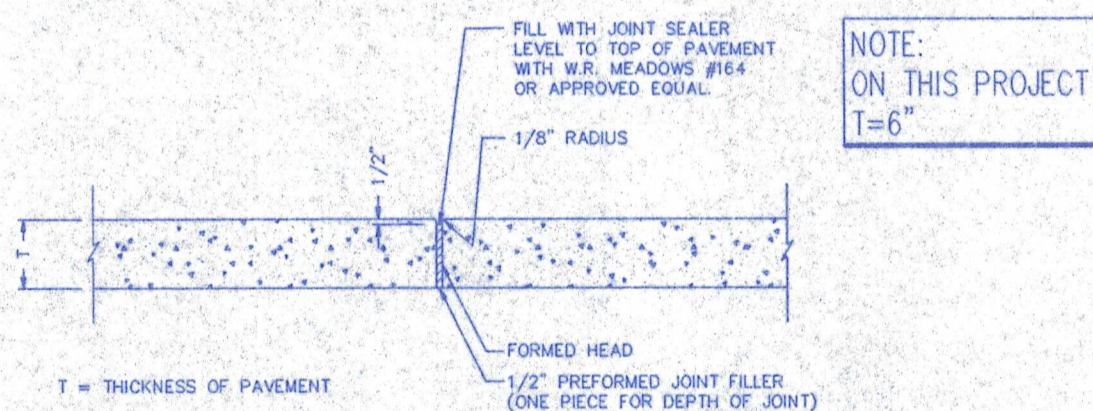
PAVEMENT JOINTS - PLAN
NO SCALE



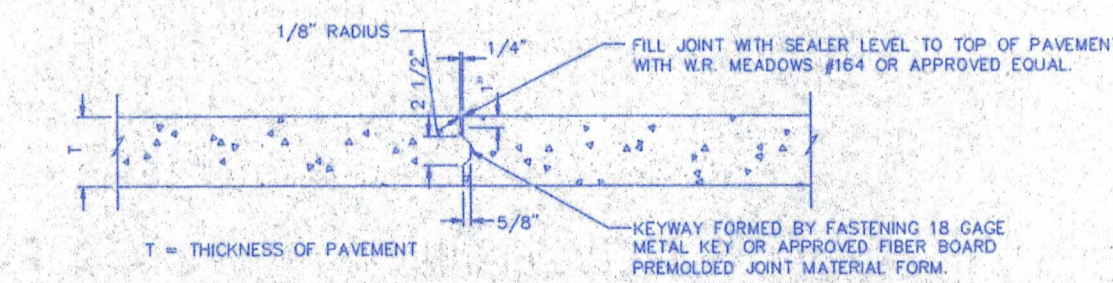
TRANSVERSE CONTRACTION JOINT
(TYPE C) NO SCALE



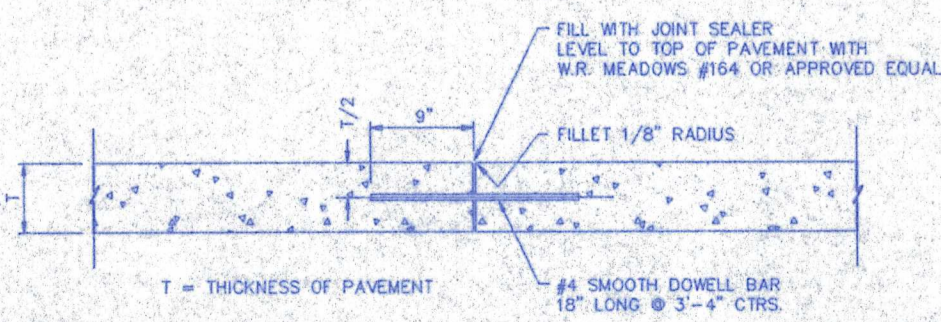
TIED TRANSVERSE EXPANSION JOINT
(TYPE A1 - AT END OF DAYS POUR) NO SCALE



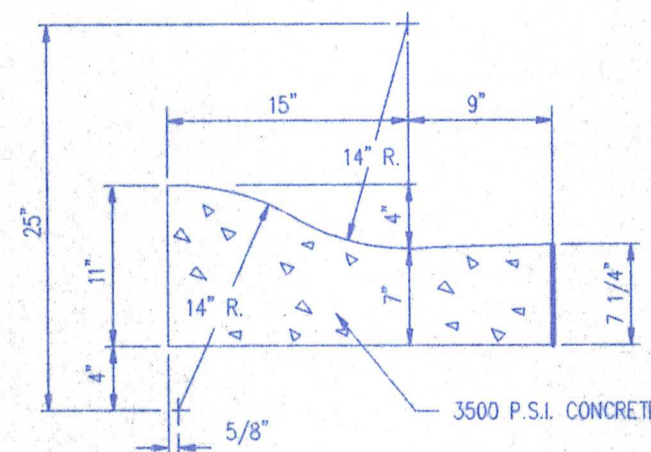
TRANSVERSE EXPANSION JOINT
(TYPE A2 - AT ALL INTERSECTIONS) NO SCALE



LONGITUDINAL CONSTRUCTION JOINT
(TYPE B1) NO SCALE



LONGITUDINAL CONSTRUCTION JOINT
(TYPE B2) NO SCALE



CONCRETE ROLL CURB & GUTTER DETAIL
SCALE: N.T.S.

GENERAL NOTES

- THE FOLLOWING LOCAL GOVERNMENTAL AGENCY SHALL BE NOTIFIED 24 HOURS PRIOR TO BEGINNING WORK AND ON A DAILY BASIS WHEN PERFORMING THE WORK LISTED BELOW:
STORM SEWERS, STREET SUBGRADE, STREETS
VANDERBURGH COUNTY ENGINEER 812-435-5773
- GENERAL SITE**
- WORK COVERS ALL EARTHWORK, SEWERS, PAVING AND OTHER RELATED WORK FOR THE DEVELOPMENT OF "BRIDLEWOOD".
- THE CONTRACTOR SHALL COMPLY WITH ALL LOCAL, STATE AND FEDERAL CODES, ORDINANCES, RULES, REGULATIONS, ORDERS AND OTHER LEGAL REQUIREMENTS OF MUNICIPAL AUTHORITIES WHICH BEAR ON THE PERFORMANCE OF THE WORK.
- ALL FIELD ENGINEERING SHALL BE SUPPLIED BY THE OWNER.
- EXCAVATING**
- ROADWAY SUBGRADE COMPACTION TESTS SHALL BE PERFORMED AT CONTRACTORS EXPENSE.
- SUFFICIENT SOIL SAMPLES ARE TO BE TAKEN BY THE CONTRACTOR FROM THE ROADWAY SUBGRADE AFTER THE TOPSOIL IS REMOVED OR FROM BORROW AREAS IN ORDER TO OBTAIN ACCURATE PROCTOR VALUES FOR SUBSEQUENT SUBGRADE DENSITY TESTING.
- SUBGRADE IS TO BE COMPACTED IN ACCORDANCE WITH VANDERBURGH COUNTY ROAD STANDARDS.
- SUBGRADE DENSITY IS TO BE TESTED AT A MINIMUM OF ONE TEST PER SECTION OF ROADWAY CONNECTED BY AN INTERSECTION. OTHERS MAY BE REQUESTED AT THE DISCRETION OF THE INSPECTOR OR ENGINEER.
- DRAWINGS DO NOT REPRESENT A BALANCE BETWEEN BORROW AND FILL MATERIAL.

STORM SEWERS

- STORM DRAINAGE SYSTEM TO BE IN TEMPORARY SERVICE FOR SITE DRAINAGE DURING CONSTRUCTION AND MUST BE CLEANED BEFORE CONSIDERATION FOR MAINTENANCE ACCEPTANCE.
- PRODUCT CERTIFICATIONS OR REPORTS ARE TO BE OBTAINED BY THE CONTRACTOR FROM THE CONCRETE SUPPLIER AND MADE AVAILABLE TO THE VANDERBURGH COUNTY ENGINEER'S INSPECTOR OR OFFICE.
- ALL LENGTHS OF STORM SEWER PIPE TERMINATING OR BEGINNING WITH END SECTIONS REFER TO THE DISTANCE FROM THE CENTERLINE OF STRUCTURE TO THE FLOWLINE OF THE END SECTION.

PAVEMENT

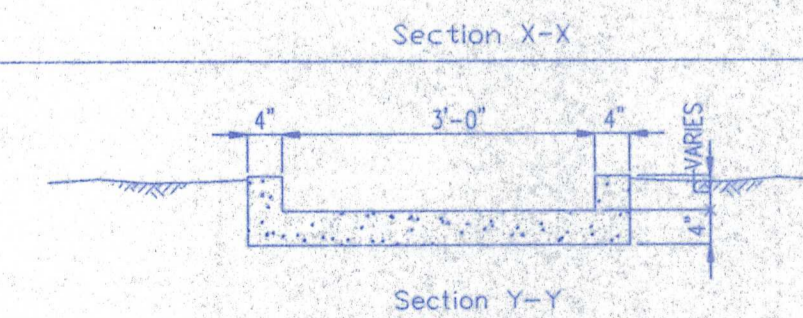
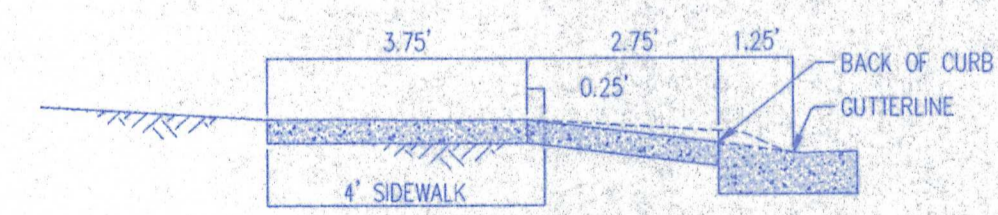
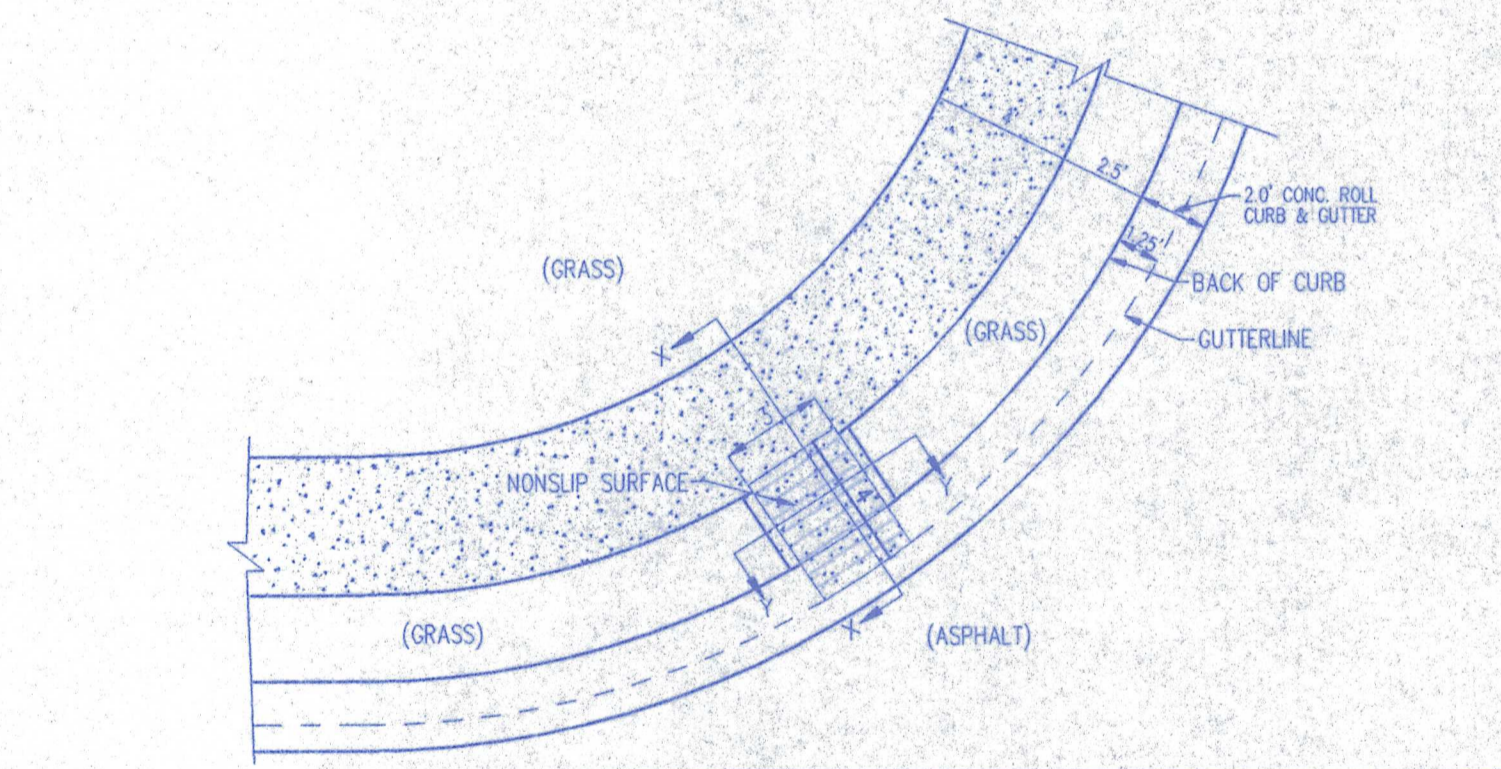
- PRODUCT CERTIFICATIONS OR REPORTS ARE TO BE OBTAINED BY THE CONTRACTOR FROM THE CONCRETE SUPPLIER AND MADE AVAILABLE TO THE VANDERBURGH COUNTY ENGINEER'S INSPECTOR OR OFFICE.
- ALL CONCRETE TESTS SHALL BE PERFORMED AT CONTRACTOR'S EXPENSE.
- A MINIMUM OF ONE SET (THREE CYLINDERS) OF CONCRETE SAMPLES ARE TO BE TAKEN EACH DAY BY THE CONTRACTOR FOR STRENGTH TESTING. OTHERS MAY BE REQUESTED AT THE DISCRETION OF THE INSPECTOR OR ENGINEER.
- IF NECESSARY, PAVEMENT CORES WILL BE TAKEN AT THE EXPENSE OF CONTRACTOR IN ACCORDANCE WITH INDOT STANDARDS.
- ALL JOINTS AND ANY CRACKS IN THE PAVEMENT SHALL BE FILLED WITH JOINT SEALER.

ENTRANCE NOTES

- PAVING CONTRACTOR TO SAWCUT EXISTING ASPHALT PAVEMENT A MINIMUM OF SIX INCHES IN FROM EDGE TO ALLOW FOR ABUTMENT OF FULL DEPTH PAVEMENT.

RECORD DRAWING

STREET 9-19-02



- NOTES:**
- Normal gutter flow line shall be maintained through the Curb Ramp area, and ramps shall be aligned with crosswalks.
 - Concrete for Curb Ramps shall be 3500 psi concrete.
 - Subgrade for Curb Ramps shall be a minimum of 2" thick of either "D" Borrow or No. 53 crushed stone and mechanically compacted.
 - The cost of the Curb Ramps shall include all of the above items.


HANDICAPPED CURB RAMP
ROLL CURB & GUTTER SCALE: N.T.S.

Written dimensions on these drawings shall prevail over all other dimensions and conditions on the job and SITECON, Inc. must be notified of any variations from the dimensions and conditions shown by these drawings.

SITECON, Inc.
Engineers-Surveyors
10335 Hedden Rd., Suite 2
Evansville, Indiana 47725
(812) 868-0877

Project: **BRIDLEWOOD-SECTION 3**
Sheet Title: **PAVEMENT DETAILS**

Revisions	Description	Date	By



Scale: AS NOTED
Designed By: P.J.G. Job Number: 109-01-27
Drawn By: P.J.G. Date: 08-29-01
Checked By: PAVDET.DWG
Sheet Number: **DE-2**