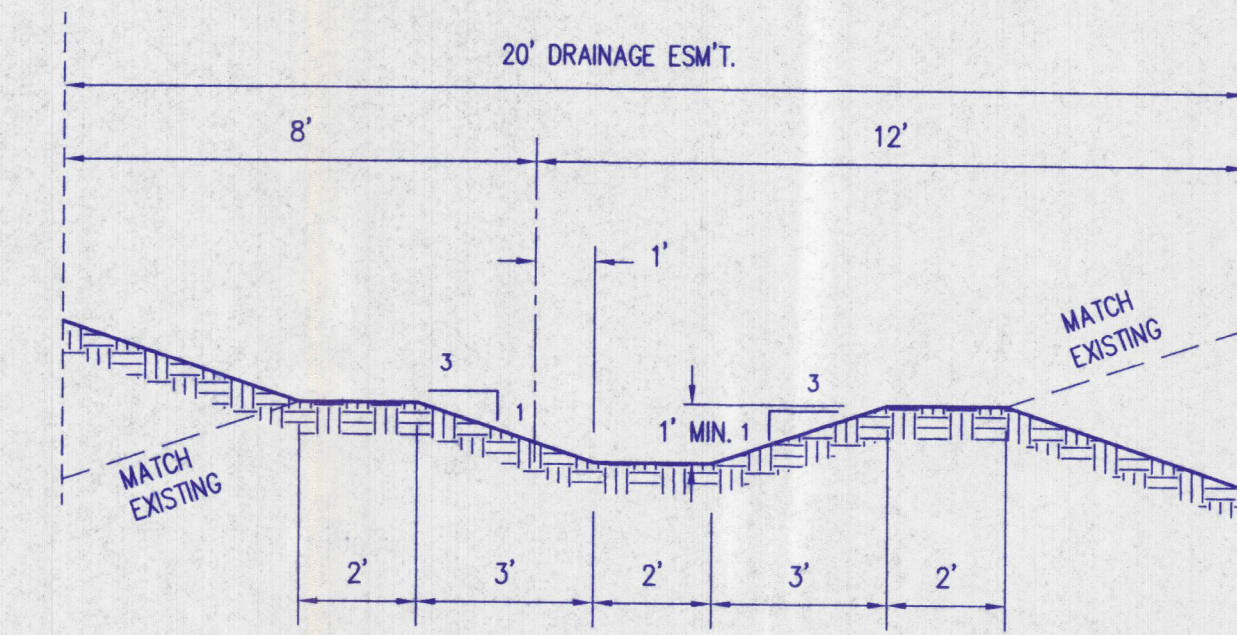
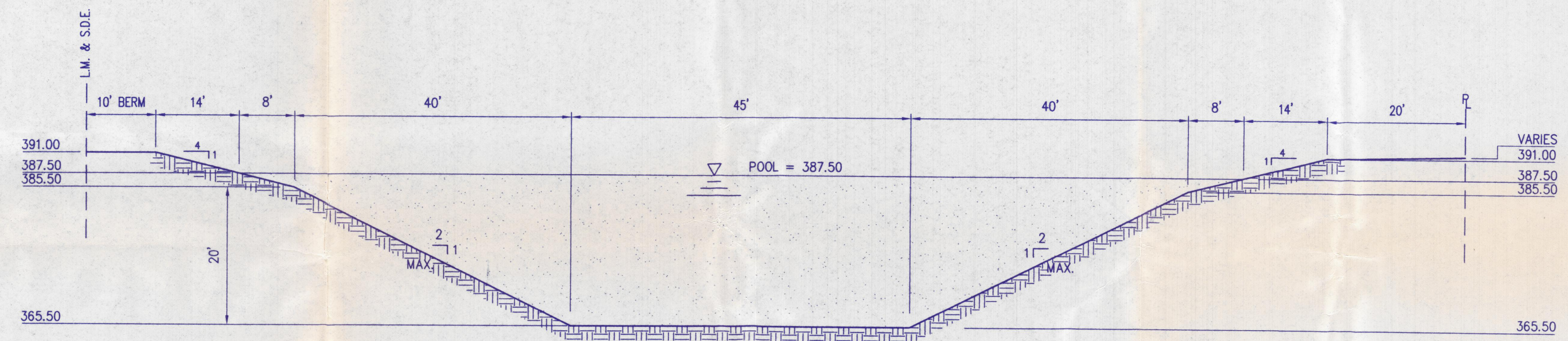


**Bergdolt Road-Proposed Ditch Profile**  
No Scale

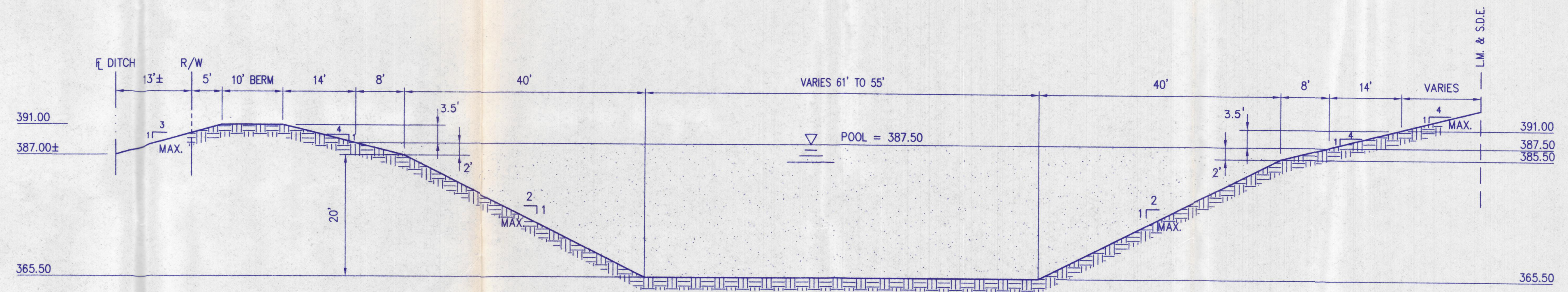


- NOTE:
1. SOD REQUIRED IF LONGITUDINAL SLOPE IS 4% OR GREATER.
  2. 16"x8" CONCRETE RIBBON REQUIRED IF LONGITUDINAL SLOPE IS LESS THAN 0.8%

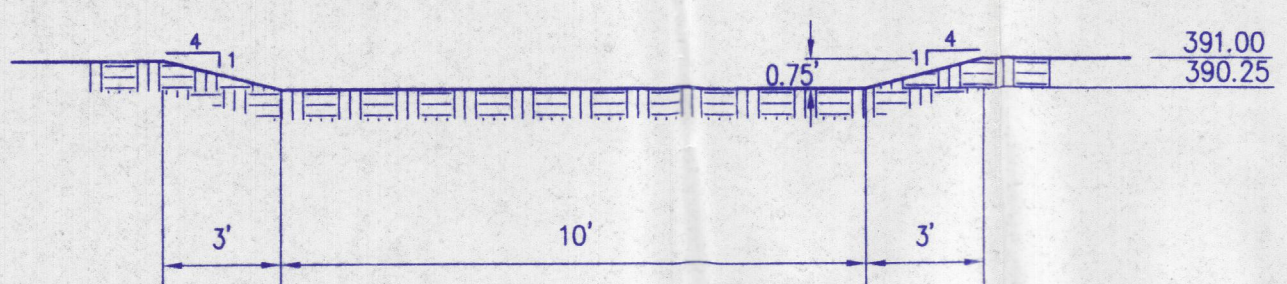
**Typical Drainage Swale**  
No Scale



**Drainage Basin Section A-A**  
No Scale



**Drainage Basin Section B-B**  
No Scale




**Drainage Basin Emergency Spillway**  
No Scale

**Morley and Associates, INC.**  
Consulting Engineers/Surveyors/Architects  
600 S.E. Sixth Street  
Evansville, Indiana 47713  
(812) 464-9585

All ideas, designs, calculations, and arrangements indicated or represented by this drawing are owned by and the property of Morley and Associates, Inc. and were created for the use on and in connection with the specified project. None of such ideas, designs, calculations, or arrangements shall be used, copied, or reproduced in any form, or for any purpose whatsoever without the written permission of Morley and Associates, Inc. Morley and Associates, Inc. has no responsibility for any conditions, over scale dimensions and conditions on the job and Morley and Associates, Inc. must be notified of any variations from the dimensions and conditions shown by these drawings.

No.	By	Date	Description



Project: ARROWOOD SUBDIVISION  
Sheet Title: Drainage Details

Scale: AS SHOWN  
Designed By: R.S.L. Job Number: 3909-1  
Drawn By: G.A.H. Date: 7/31/98  
Checked By: [Signature] Filename: draindtl.dwg

Sheet Number: 9 of 13